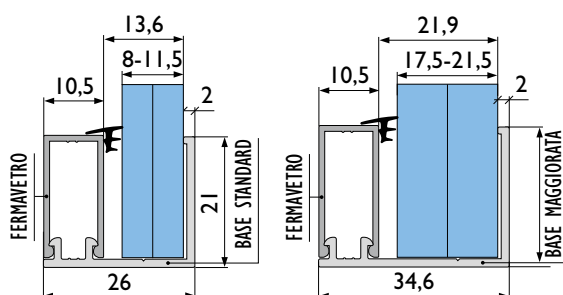



PROFILI IN ALLUMINIO

per partizioni vetrate



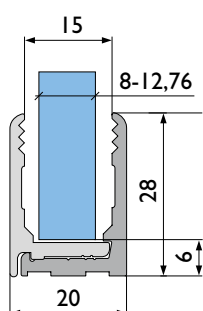

MADE IN ITALY



PROFILO A SCATTO PER PARETI FISSE

- Realizzato in alluminio
- Spessore vetro: 8/11,5 mm
- Spessore vetro: 17,5/21,5 mm
- Fornito in barre da 6000 mm

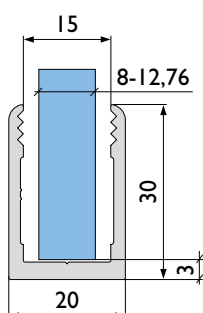

• **Finiture:**
Alluminio anodizzato
Bianco RAL-9010
Nero RAL-9005



PROFILO AD "U" LATERALE IN 2 PZ - 20x28 mm

- Realizzato in alluminio
- Spessore vetro: 8/12,76 mm
- Fornito in barre da 6000 mm

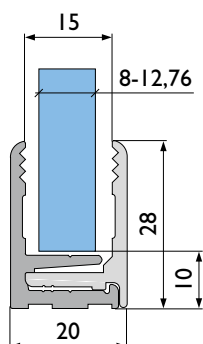

• **Finiture:**
Alluminio anodizzato



PROFILO AD "U" SUPERIORE - 20x30 mm

- Realizzato in alluminio
- Spessore vetro: 8/12,76 mm
- Fornito in barre da 6000 mm

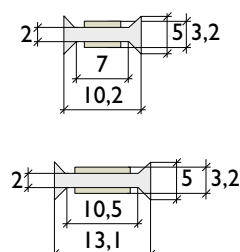
• **Finiture:**
Alluminio anodizzato



PROFILO AD "U" IN 2 PZ CON BASE DI APPOGGIO - 20x28 mm

- Realizzato in alluminio
- Spessore vetro: 8/12,76 mm
- Fornito in barre da 6000 mm

• **Finiture:**
Alluminio anodizzato



PROFILI DI GIUNZIONE PER VETRI

- Fissaggio con biadesivo 3M
- Lunghezza barre: 3000 mm
- Vetri utilizzabili:
 - 10 - 10/11 mm (Cod. M169.50)
 - 12,76 - 13,5 mm (Cod. M169.502)
- Colore: trasparente